

Key Features

- Industry Highest Cell Capacity & High Energy
- High voltage response, stable during most of the lifetime of the application
- Reliable Performance
- Wide operating temperature range (- 20°C / + 75°C)
- Low self-discharge with long operating life (<1% after 1 year of storage at + 20 °C)
- Excellent resistance to corrosion
- Designed to meet all major quality, safety and environment standards:
 - Safety: IEC 60086-4
 - Transport: UN 38.3
 - RoHS and REACH compliance
 - Quality: ISO 9001, Duracell World Class Continuous Program

Electrical characteristics

| | |
|--|-----------|
| ▪ Nominal capacity (100 Ohm Cont., 2V cut-off) | 920 mAh |
| ▪ Typical Voltage (at + 20 °C) | 3.2-3.3 V |
| ▪ Standard Continuous Discharge Current | 20 mA |
| ▪ Maximum Continuous Discharge Current | 60 mA |
| ▪ Maximum Abnormal Charge Current | 20 mA |
| ▪ Nominal Energy | 2.55 Wh |
| ▪ AC Impedance @ 1kHz | 300 mOhm |

Physical characteristics

| | |
|--------------------|-----------------|
| ▪ Typical weight | 11 g (0.39 oz.) |
| ▪ Li metal content | approx. 0.30g |

Operating & Storage conditions

| | |
|--|----------------------------------|
| ▪ Operating temperature range | -20°C to 75°C (-4°F to 167°F) |
| ▪ Recommended Storage (storage area should be clean, cool, dry and ventilated) | 5°C to 30°C (41°F to 86° F) |



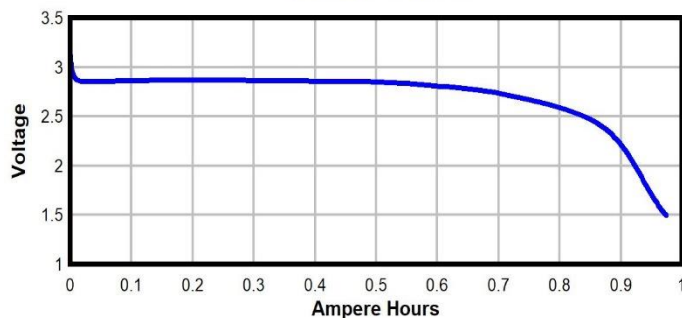
Berkshire Corporate Park
Bethel, CT. 06801 U.S.A.
Telephone: Toll-free 1-800-544-5454
www.duracell.com

Delivered capacity is dependent on the applied load, operating temperature and cut-off voltage. Please refer to the charts and discharged data shown for examples of the energy/service life that the battery will provide for various load conditions.

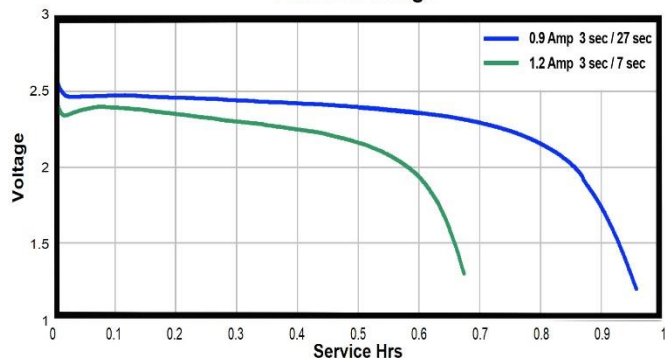
Typical applications

- Cameras
- Security devices (sensors)
- Smoke Detectors
- Wireless Sensors
- Remote Controls
- Pet Training Collars
- High Intensity Flashlights
- Laser Sights

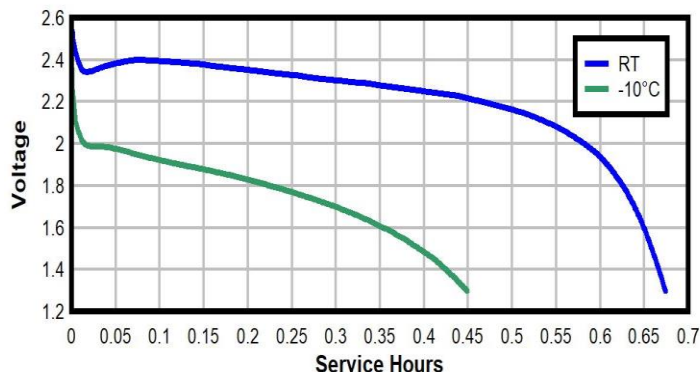
Rated Capacity
100 ohm Continuous



Pulse Discharge



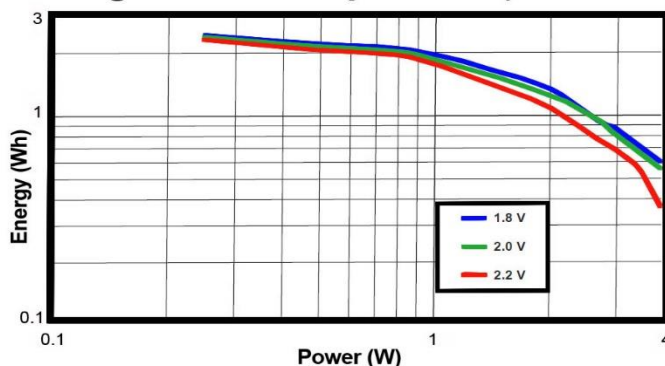
Pulse Discharge @ Variuos Temperatures
1.2A 3 sec / 7 sec



Continuous Load Discharge



Delivered Energy vs. Power Drain
@ Various Cutoff Voltage - Room Temperature



DURACELL®
BATTERIES

Berkshire Corporate Park
Bethel, CT. 06801 U.S.A.
Telephone: Toll-free 1-800-544-5454
www.duracell.com

Delivered capacity is dependent on the applied load, operating temperature and cut-off voltage. Please refer to the charts and discharge data shown for examples of the energy/service life that the battery will provide for various load conditions.

60086-4 © IEC:2007 Edition 3.0

Warning

| Test | Test designation | Observation |
|------|------------------------|-------------|
| A | Altitude | Pass |
| B | Thermal cycling | Pass |
| C | Vibration | Pass |
| D | Shock | Pass |
| E | External short circuit | Pass |
| F | Impact | Pass |
| G | Crush | Pass |
| H | Forced discharge | Pass |
| I | Abnormal charging | Pass |
| J | Free fall | Pass |
| K | Thermal Abuse | Pass |

Fire, explosion and burn hazard

Do not recharge, short circuit, crush, disassemble, heat above 100 °C (212 °F), incinerate, or expose contents to water

DURACELL®
BATTERIES

Berkshire Corporate Park
Bethel, CT. 06801 U.S.A.
Telephone: Toll-free 1-800-544-5454
www.duracell.com

Delivered capacity is dependent on the applied load, operating temperature and cut-off voltage. Please refer to the charts and discharge data shown for examples of the energy/service life that the battery will provide for various load conditions.