

PICMG 1.3 Full-Size SHB Backplanes


Server Grade Backplanes

Compatible with PCE-7000 Series System Host Board

1U Butterfly Backplanes


PCE-7B03V-01A1E

- 3-slot Butterfly BP for 1U chassis
- Segments: 1
- One CPU card slot
- PCIe slot: One x8
- PCI-X slot: N/A
- PCI slot: One 32/33
- Compatible with IPC chassis: ACP-1320, ACP-1010



PCE-7B03V-00A1E


- 3-slot Butterfly BP for 1U chassis
- Segments: 1
- One CPU card slot
- PCIe slot: Two x8
- PCI-X slot: N/A
- PCI slot: N/A
- Compatible with IPC chassis: ACP-1320, ACP-1010



2U Butterfly Backplanes


PCE-7B06V-04A1E

- 6-slot Butterfly BP for 2U chassis
- Segment: 1
- One CPU card slot
- PCIe slot: One x8
- PCI-X slot: N/A
- PCI slot: Four 32/33
- Compatible with IPC chassis: ACP-2000EBP and IPC-602EBP



PCE-7B06V-30A1E


- 6-slot Butterfly BP for 2U chassis
- Segment: 1
- One CPU card slot
- PCIe slot: Two x8
- PCI-X slot: Two 64/100; one 64/133
- PCI slot: N/A
- Compatible with IPC chassis: ACP-2000EBP and IPC-602EBP



5-slot Wallmount Chassis Backplanes

PCE-7B05-20A1E


- 5-slot BP for 5-slot chassis
- Segments: 1
- One CPU card slot
- PCIe slot: Two x8
- PCI-X slot: Two 64/133
- PCI slot: N/A
- Compatible with IPC chassis: IPC-6025



6-slot Wallmount Chassis Backplanes


PCE-7B06-04A1E

- 6-slot BP for 6-slot chassis
- Segment: 1
- One CPU card slot
- PCIe slot: One x8
- PCI-X slot: N/A
- PCI slot: Four 32/33
- Compatible with IPC chassis: IPC-6606



PCE-7B06-40A1E

- 6-slot BP for 6-slot chassis
- Segment: 1
- One CPU card slot
- PCIe slot: One x8
- PCI-X slot: Four 64/100
- PCI slot: N/A
- Compatible with IPC chassis: IPC-6606



8-slot Wallmount Chassis Backplanes

PCE-7B08-04A1E


- 8-slot BP for 8-slot chassis
- Segment: 1
- One CPU card slot
- PCIe slot: Two x8; One x4
- PCI-X slot: N/A
- PCI slot: Four 32/33
- Compatible with IPC chassis: IPC-6608 and IPC-6908



14-slot Rackmount Chassis Backplanes


PCE-7B10-04A1E

- 10-slot BP for 14-slot chassis
- Segment: 1
- One CPU card slot
- PCIe slot: Five x4
- PCI-X slot: N/A
- PCI slot: Four 32/33
- Compatible with IPC chassis: IPC-610, IPC-611, IPC-630, ACP-4000, ACP-4320 and ACP-4360, ACP-4010




PCE-7B13-64B1E

- 13-slot BP for 14-slot chassis
- Segment: 1
- One CPU card slot
- PCIe slot: Two x8
- PCI-X slot: Two 64/100; Four 64/66
- PCI slot: Four 32/33
- Compatible with IPC chassis: IPC-610, IPC-611, IPC-630, ACP-4000, ACP-4320 and ACP-4360, ACP-4010




PCE-7B13D-04A1E

- 13-slot BP for 14-slot chassis
- Segments: 2
- **Each segment:**
 - One CPU card slot
 - PCIe slot: One or Two x8
 - PCI-X slot: N/A
 - PCI slot: Four 32/33
- Compatible with IPC chassis: ACP-4010



PCE-7B13-07A1E

- 13-slot BP for 14-slot chassis
- Segment: 1
- One CPU card slot
- PCIe slot: Two x8, Three x4
- PCI-X slot: N/A
- PCI slot: Seven 32/33
- Compatible with IPC chassis: IPC-610, IPC-611, IPC-630, ACP-4000, ACP-4320, ACP-4360, ACP-4010



20-slot Rackmount Chassis Backplanes


PCE-7B19-88A1E

- 19-slot BP for 20-slot chassis
- Segments: 1
- One CPU card slot
- PCIe slot: Two x8
- PCI-X slot: Eight 64/66
- PCI slot: Eight 32/33
- Compatible with IPC chassis: IPC-623, ACP-5360 and ACP-7360



PCE-7B16Q-02A1E

- 16-slot BP for 20-slot chassis
- Segments: 4
- **Each segment:**
 - One CPU card slot
 - PCIe slot: One x8
 - PCI-X slot: N/A
 - PCI slot: Two 32/33
- Compatible with IPC chassis: IPC-623, ACP-5360, ACP-7360



PICMG 1.3 Full-Size SHB Backplanes


Mainstream Backplanes

Compatible with PCE-5000 Series System Host Board

1U Butterfly Backplanes


PCE-5B03V-01A1E

- 3-slot Butterfly BP for 1U chassis
- Segments: 1
- One CPU card slot
- PCIe slot: One x16
- PCI-X slot: N/A
- PCI slot: One 32/33
- Compatible with IPC chassis: ACP-1320, ACP-1010



PCE-5B03V-00A1E


- 3-slot Butterfly BP for 1U chassis
- Segments: 1
- One CPU card slot
- PCIe slot: One x16; One x4
- PCI-X slot: N/A
- PCI slot: N/A
- Compatible with IPC chassis: ACP-1320, ACP-1010



2U Butterfly Backplanes


PCE-5B06V-04A1E

- 6-slot Butterfly BP for 2U chassis
- Segments: 1
- One CPU card slot
- PCIe slot: One x16
- PCI-X slot: N/A
- PCI slot: Four 32/33
- Compatible with IPC chassis: ACP-2000EBP and IPC-602EBP




PCE-5B05V-30A1E

- 5-slot Butterfly BP for 2U chassis
- Segments: 1
- One CPU card slot
- PCIe slot: One x16
- PCI-X slot: Two 64/100; one 64/133
- PCI slot: N/A
- Compatible with IPC chassis: ACP-2000EBP and IPC-602EBP



PCE-5B06V-00A1E


- 6-slot Butterfly BP for 2U chassis
- Segments: 1
- One CPU card slot
- PCIe slot: One x16; Four x1
- PCI-X slot: N/A
- PCI slot: N/A
- Compatible with IPC chassis: ACP-2000EBP and IPC-602EBP



5-slot Wallmount Chassis Backplanes


PCE-5B05-02A1E

- 5-slot BP for 5-slot chassis
- Segments: 1
- One CPU card slot
- PCIe slot: One x16; One x4
- PCI-X slot: N/A
- PCI slot: Two
- Compatible with IPC chassis: IPC-6025




PCE-5B04-20A1E

- 4-slot BP for 5-slot chassis
- Segments: 1
- One CPU card slot
- PCIe slot: One x16
- PCI-X slot: Two 64/133
- PCI slot: N/A
- Compatible with IPC chassis: IPC-6025



PCE-5B05-04A1E

- 5-slot BP for 5-slot chassis
- Segments: 1
- One CPU card slot
- PCIe slot: N/A
- PCI-X slot: N/A
- PCI slot: Four 32/33
- Compatible with IPC-6025



6-slot Wallmount Chassis Backplanes

PCE-5B06-00A1E


- 6-slot BP for 6-slot chassis
- Segments: 1
- One CPU card slot
- PCIe slot: One x16; Four x1
- PCI-X slot: N/A
- PCI slot: N/A
- Compatible with IPC chassis: IPC-6606



6-slot Wallmount Chassis Backplanes


PCE-5B06-04A1E

- 6-slot BP for 6-slot chassis
- Segments: 1
- One CPU card slot
- PCIe slot: One x16
- PCI-X slot: N/A
- PCI slot: Four 32/33
- Compatible with IPC chassis: IPC-6606



PCE-5B06-40A1E

- 6-slot BP for 6-slot chassis
- Segments: 1
- One CPU card slot
- PCIe slot: One x16
- PCI-X slot: Four 64/100
- PCI slot: N/A
- Compatible with IPC chassis: IPC-6606



8-slot Wallmount Chassis Backplanes


PCE-5B07-04A1E

- 7-slot BP for 8-slot chassis
- Segments: 1
- One CPU card slot
- PCIe slot: One x16; One x4
- PCI-X slot: N/A
- PCI slot: Four 32/33
- Compatible with IPC chassis: IPC-6608 and IPC-6908



PCE-5B08-02A1E


- 8-slot BP for 8-slot chassis
- Segments: 1
- One CPU card slot
- PCIe slot: One x16; Four x1
- PCI-X slot: N/A
- PCI slot: Two 32/33
- Compatible with IPC chassis: IPC-6608 and IPC-6908



14-slot Rackmount Chassis Backplanes

PCE-5B10-04A1E

- 10-slot BP for 14-slot chassis
- Segments: 1
- One CPU card slot
- PCIe slot: One x16; Four x1
- PCI-X slot: N/A
- PCI slot: Four 32/33
- Compatible with IPC chassis: IPC-610, IPC-611, IPC-630, ACP-4000, ACP-4320, and ACP-4360, ACP-4010




PCE-5B12-64B1E

- 12-slot BP for 14-slot Chassis
- Segments: 1
- One CPU card slot
- PCIe slot: One x16
- PCI-X slot: Two 64/100; Four 64/66
- PCI slot: Four 32/33
- Compatible with IPC chassis: IPC-610, IPC-611, IPC-630, ACP-4000, ACP-4010, ACP-4320, and ACP-4360




PCE-5B13-08A1E

- 13-slot BP for 14-slot chassis
- Segments: 1
- One CPU card slot
- PCIe slot: One x16; Three x1
- PCI-X slot: N/A
- PCI slot: Eight 32/33
- Compatible with IPC chassis: IPC-610, IPC-611, IPC-630, ACP-4000, ACP-4010, ACP-4320, and ACP-4360



PCE-5B12D-04A1E

- 12-slot BP for 14-slot chassis
- Segments: 2
- Each segment:**
 - One CPU card slot
 - PCIe slot: One x16
 - PCI-X slot: N/A
 - PCI slot: Four 32/33
- Compatible with IPC chassis: ACP-4010



PCE-5B12-07A1E


- 13-slot BP for 14-slot chassis
- Segment: 1
- One CPU card slot
- PCIe slot: One x16, Three x4
- PCI-X slot: 0
- PCI slot: Seven 32/33
- Compatible with IPC chassis: IPC-610, IPC-611, IPC-630, ACP-4000, ACP-4320, ACP-4360, ACP-4010



20-slot Rackmount Chassis Backplanes

PCE-5B18-88A1E

- 18-slot BP for 20-slot chassis
- Segments: 1
- One CPU card slot
- PCIe slot: One x16
- PCI-X slot: Eight 64/66
- PCI slot: Eight 32/33
- Compatible with IPC chassis: IPC-623, ACP-5360 and ACP-7360



PCE-5B16Q-02A1E

- 16-slot BP for 20-slot chassis
- Segments: 4
- Each segment:**
 - One CPU card slot
 - PCIe slot: One x16
 - PCI-X slot: N/A
 - PCI slot: Two 32/33
- Compatible with IPC chassis: IPC-623, ACP-5360, ACP-7360

